

# Palm Beach County

Strategic Planning &  
Performance Management



*Moving from Outstanding  
to Excellent!*



---

## ENVIRONMENTAL PROTECTION CROSS-DEPARTMENTAL TEAM

# Environmental Protection Cross Departmental Team

- Community Revitalization: **William Wynn, Houston Tate**
- Cooperative Extension Service: **Ron Rice, Laurie Albrecht**
- Engineering & Public Works: **Steve Carrier**
- Environmental Resources Management: **Deb Drum, Mike Stahl**
- Facilities Development & Operations: **Rebecca Dougherty, John Tierney**
- Fire Rescue: **Jim McNamara**
- Housing & Economic Sustainability: **Melanie Borkowski, Carlos Serrano**
- Palm Tran: **Sean Smith**
- Parks & Recreation: **Greg Atkinson, Dave Farmer**
- Planning, Zoning & Building: **Robert Santos-Alborna, Sussan Gash**
- Resilience: **Megan Houston, Katelyn Cucinotta**
- Financial Management & Budget: **Ken Nash**
- Water Resources: **Jeremy McBryan**
- Water Utilities: **Hassan Hadjimiry, Krystin Berntsen**



# Environmental Protection Goals



1. Sustain healthy, vibrant beaches
2. Maintain diverse, resilient ecosystems
3. Protect and support human health, safety, water quality and quality of life
4. Ensure positive environmental experiences for residents and visitors
5. Promote sustainable, resilient practices and principles
6. Preserve and enhance our thriving agriculture




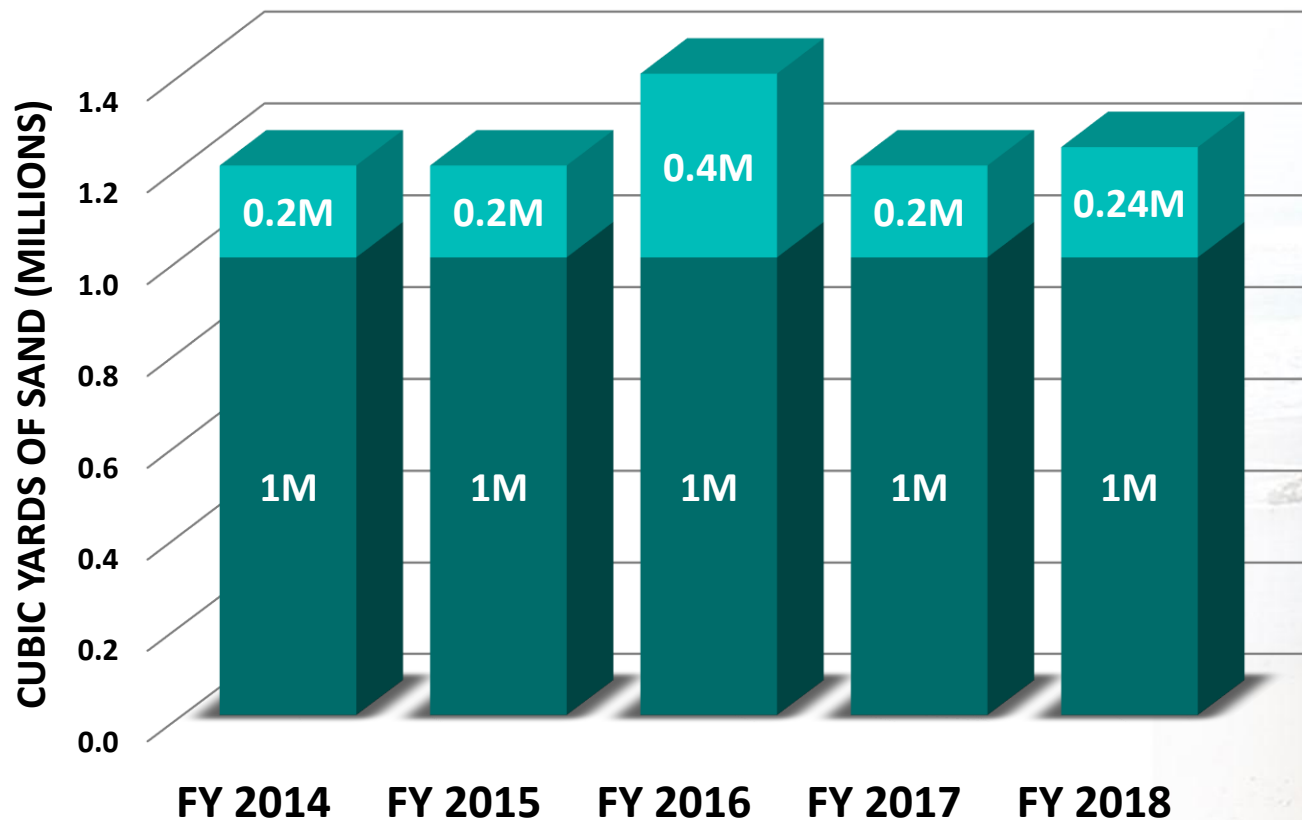


# Goal 1. Sustain healthy, vibrant beaches

## Metrics

- 11-year moving average of greater than 1 million cubic yards of sand placed on County beaches
- Achieve at least 90% compliance with sea turtle lighting ordinance
- Beach closures due to fecal coliform exceedances

Cubic yards of sand placed on County beaches





# Goal 1. Sustain healthy, vibrant beaches

## Strategies

- Maintain nourished beaches and dunes
- Ensure adequate sand bypassing at inlets
- Inspect coastal facilities for compliance with sea turtle lighting ordinance
- Conduct periodic bacteria monitoring for beach parks to confirm Department of Health results

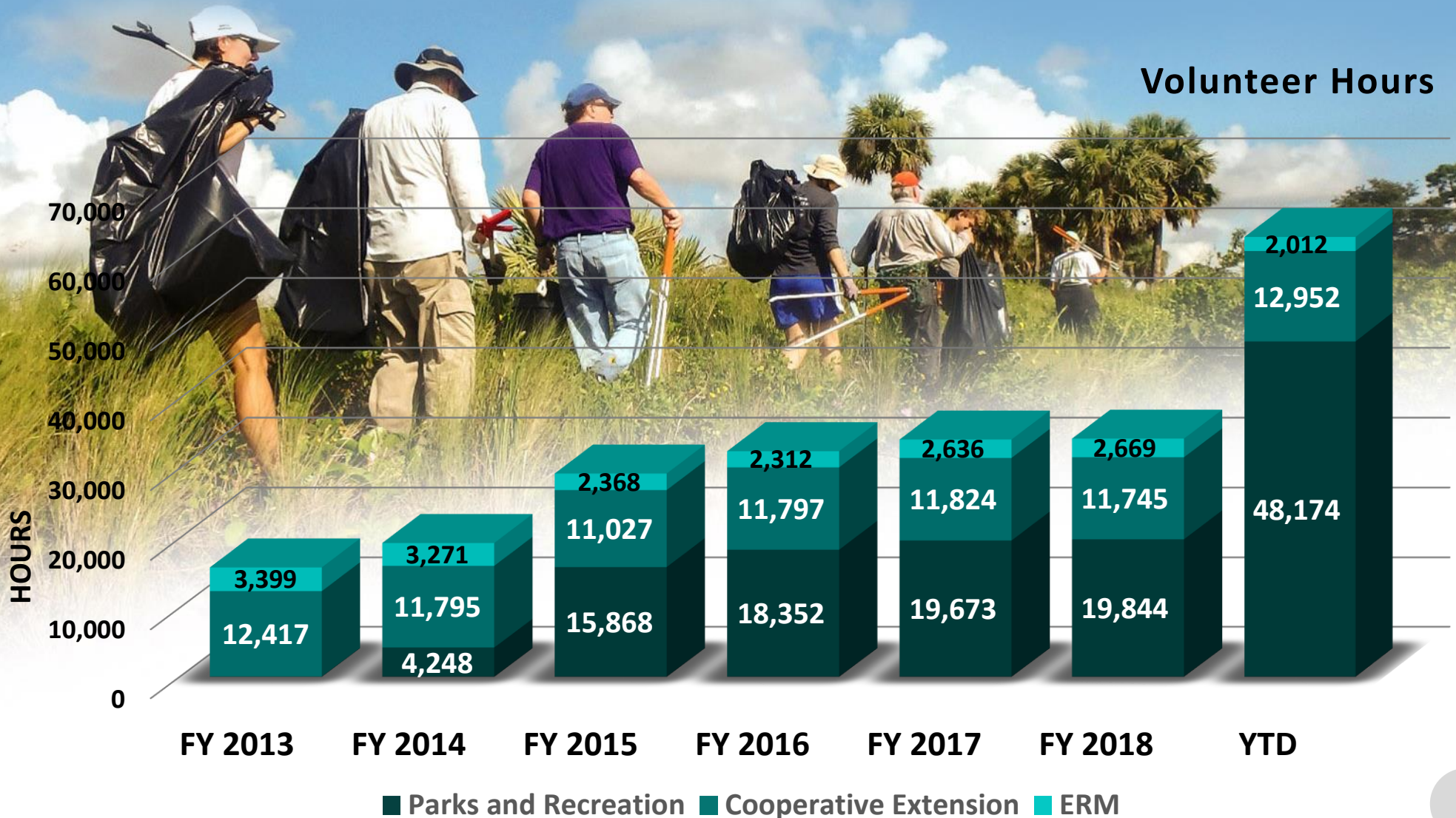




# Goal 2. Maintain diverse, resilient ecosystems

## Metrics

- Percent of natural area acres where the overall level of invasive/exotic vegetation coverage is 5% or less
- Number of green infrastructure projects in Palm Beach County
- Acreage of restored ecosystems






# Goal 2. Maintain diverse, resilient ecosystems

## Strategies

- Over next five years, increase funding for exotic plant control, prescribed fire, mechanical fuel reduction and native plant installation
- Coordinate internal and public green infrastructure stakeholder training to help County and municipalities incorporate green infrastructure practices into projects and stormwater master plans
- Continue to provide ample volunteer opportunities in support of ecosystem management








## Goal 3. Promote and protect human health, safety, water quality and quality of life

### Water Resources Management Background

- Responsible management of water resources is fundamental to protecting human health and safety and improving the quality of life for residents and visitors
- Implementing state and federal ecosystem restoration and water storage and treatment projects is critical to achieving environmental restoration, flood control, water supply, recreation, and tourism objectives
- Predictable and healthy Lake Okeechobee levels are key to sustaining a robust and diverse economy
- Additional investment in infrastructure will likely be needed to fully address future climate, environmental or disaster risks
- Collaborating with governmental and non-governmental organizations can result in identifying water resources projects with multiple benefits and innovative funding opportunities



A person is riding a jet ski on a body of water. In the foreground, there is a large, dense green algae bloom covering the water. The background shows a shoreline with trees and a blue sky with clouds.

## Goal 3. Promote and protect human health, safety, water quality and quality of life

### Metrics

- Percent of wellfield and petroleum storage tank compliance
- Number of community amenities, including pocket parks, community gardens, noise pollution abatement, and lighting within Community Revitalization Areas (84) and other vulnerable neighborhoods
- Percent of stormwater drainage systems mapped, inspected, and cleaned
- Meet or exceed four developed park acres / 1,000 PBC residents
- Number of current stormwater master plans (SWMPs) within County
- Acres of successfully implemented prescribed burns
- Number of development reviews implemented and maintained in compliance with environmental, planning, building code, and land use regulations
- Number of acres of remediated land for County facilities
- Number of environmental safety, health, and loss control procedure resources provided to County staff and contractors



# Goal 3. Promote and protect human health, safety, water quality and quality of life

## Strategies

- Continue petroleum storage tank inspections and expand educational efforts on best management practices
- Expand community revitalization priority projects (gardens, parks, paving and drainage, sewer, noise abatement, lighting, and water improvements)
- Identify community needs for amenities, including pocket parks, community gardens, and lighting, within Community Revitalization Areas
- Increase/enhance stormwater management program regarding the inspection, cleaning, and mapping of the County maintained drainage systems
- Practice prescribed burns to reduce onsite fuel loads and prevent catastrophic wildfires
- Continue to enforce all environmental attributes of the Unified Land Development Code (ULDC)
- Remediate underused and degraded land for County facilities
- Continue to provide a variety of environmental safety, health, and loss control procedures and processes, and train County user groups and staff
- Continue to improve indoor environment for County facilities and county funded projects
- Further improve water quality in the Lake Worth Lagoon, and surrounding watershed

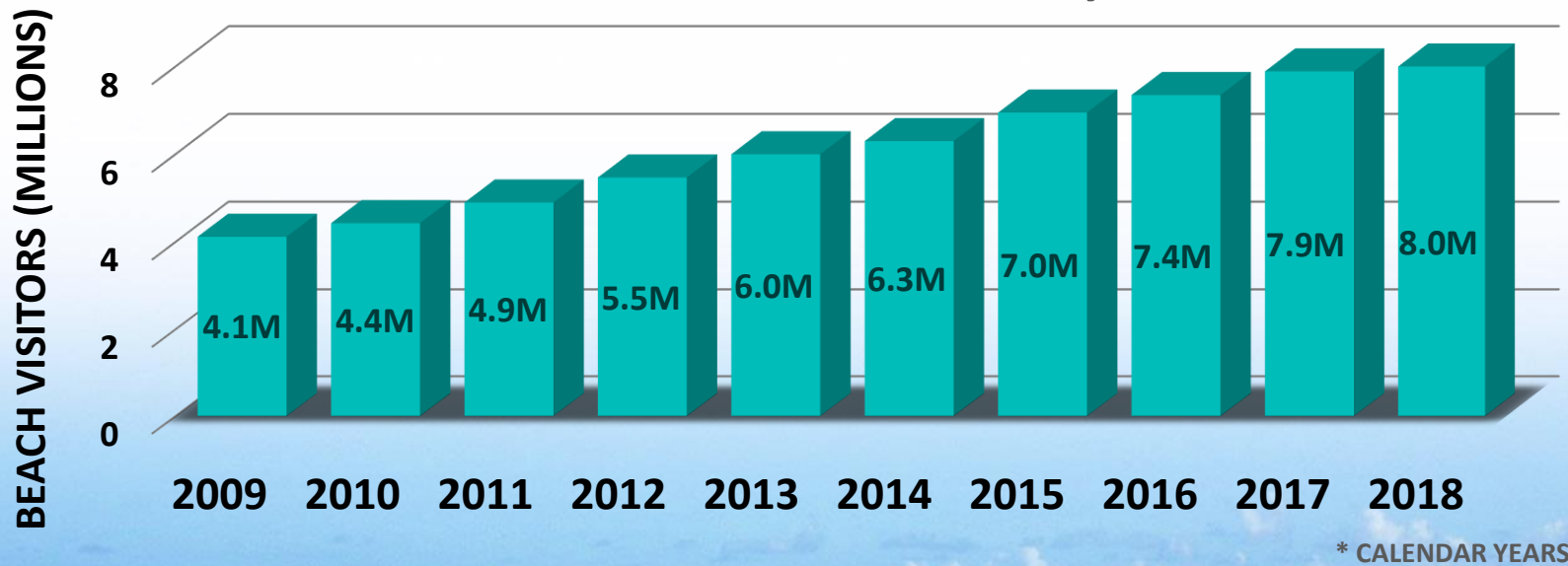


# Goal 4. Ensure positive environmental experiences for residents and visitors

## Metrics

- Percent natural area public use facilities maintained and miles of trails maintained to meet standards
- Number of public contacts from educational and outreach efforts
- Number of visitors to County beaches

### Beach Visitation History



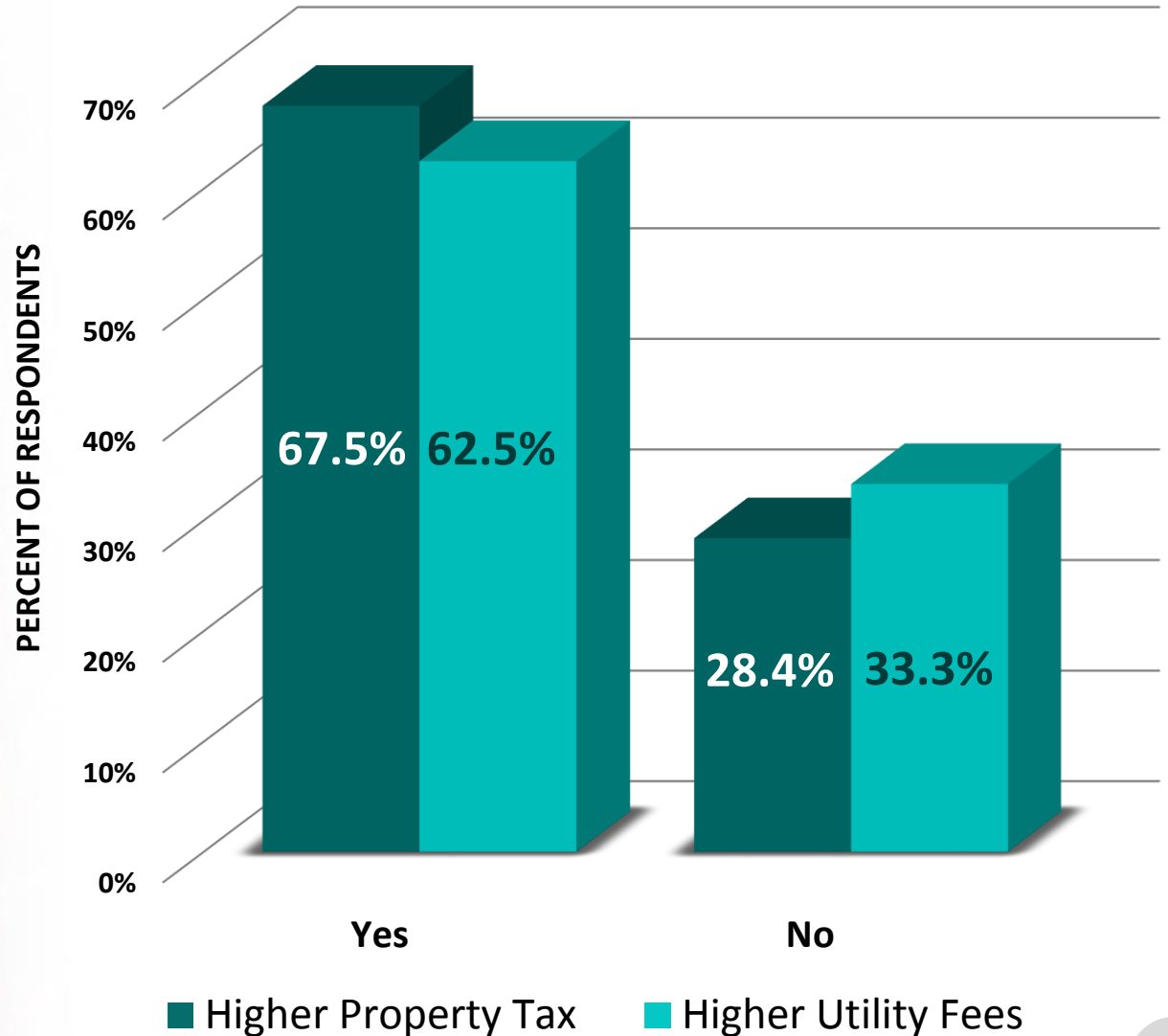
**95%**  
Increase  
over last  
10 years





# Goal 4. Ensure positive environmental experiences for residents and visitors

2017 University of Florida Study on Willingness to Pay for Natural Areas







## Goal 4. Ensure positive environmental experiences for residents and visitors

### Strategies

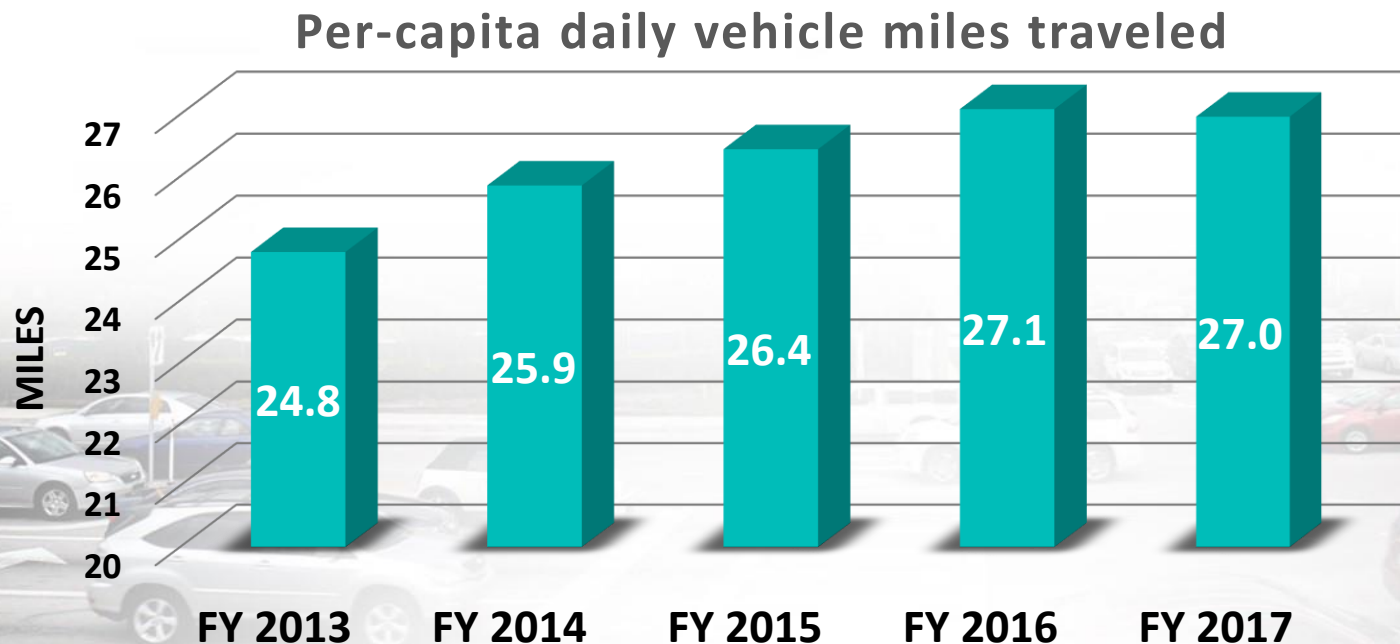
- Increase environmental education programs, interpretive centers, trail-ways, kayak launches, and resource based facilities such as Riverbend Park
- Increase volunteer/“Friends of” groups
- Prioritize safety in conservation lands and public use facilities
- Increase resource-based experiences (e.g. Adventure Awaits, Nature Ninja Warrior Program, Tri-City Trail Blazers)



# Goal 5. Promote sustainable, resilient practices and principles

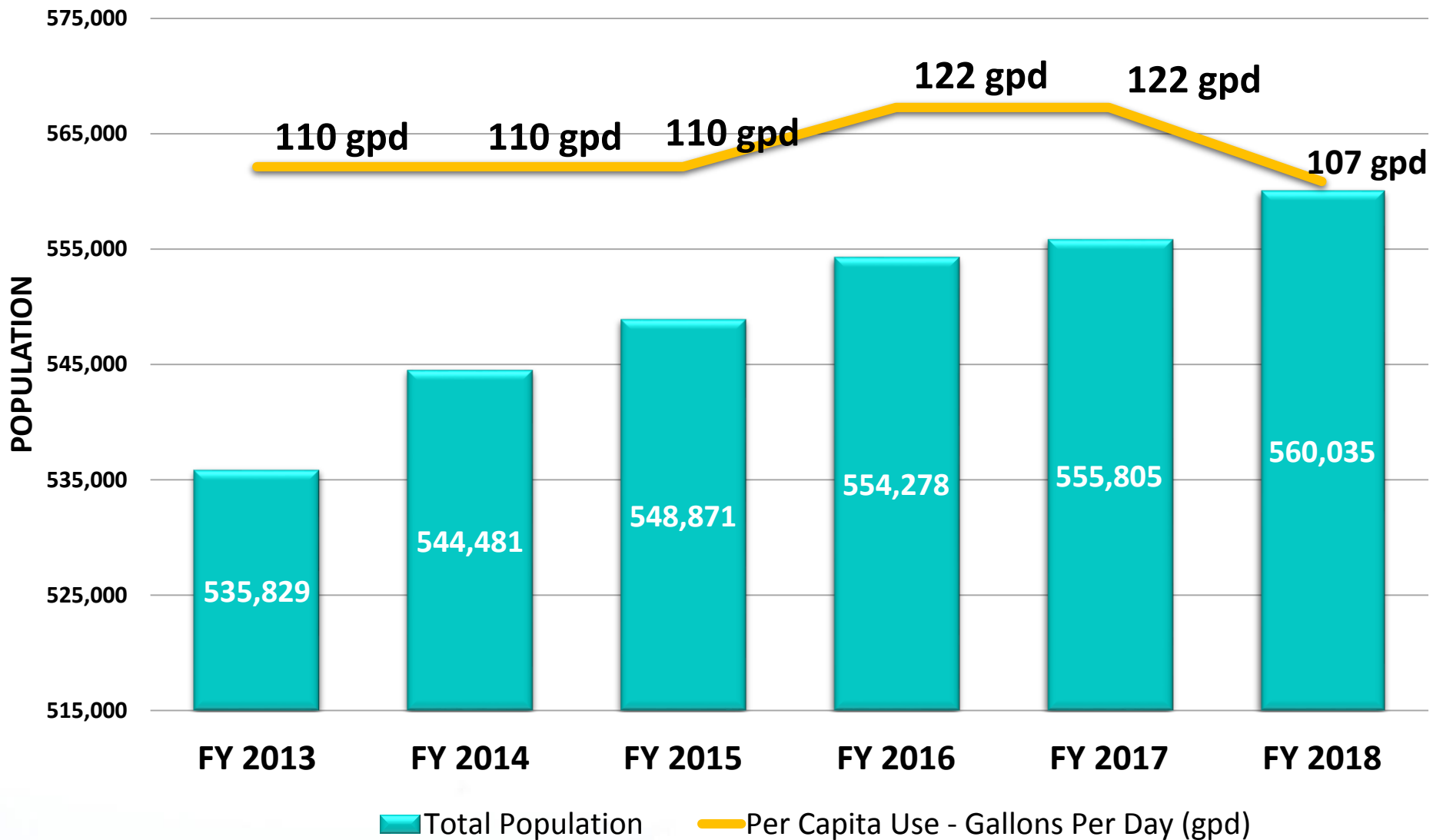
## Metrics

- Per capita daily vehicle miles traveled
- Per capita potable water use demand
- Percent of County facilities and infrastructure converted to energy-efficient LED
- Kilowatt hours generated within the County from renewable energy
- Metric tons of greenhouse gas emissions
- Percent of native tree canopy coverage
- Dollars spent by County for single-use plastic and polystyrene
- Percent of County facilities in compliance with recycling best practices
- Number of sustainable building standards and incentives
- Number of rehabilitation housing projects and County capital projects that incorporate sustainable and resilient building standards
- Number of Florida Friendly Yards



# Goal 5. Promote sustainable, resilient practices and principles

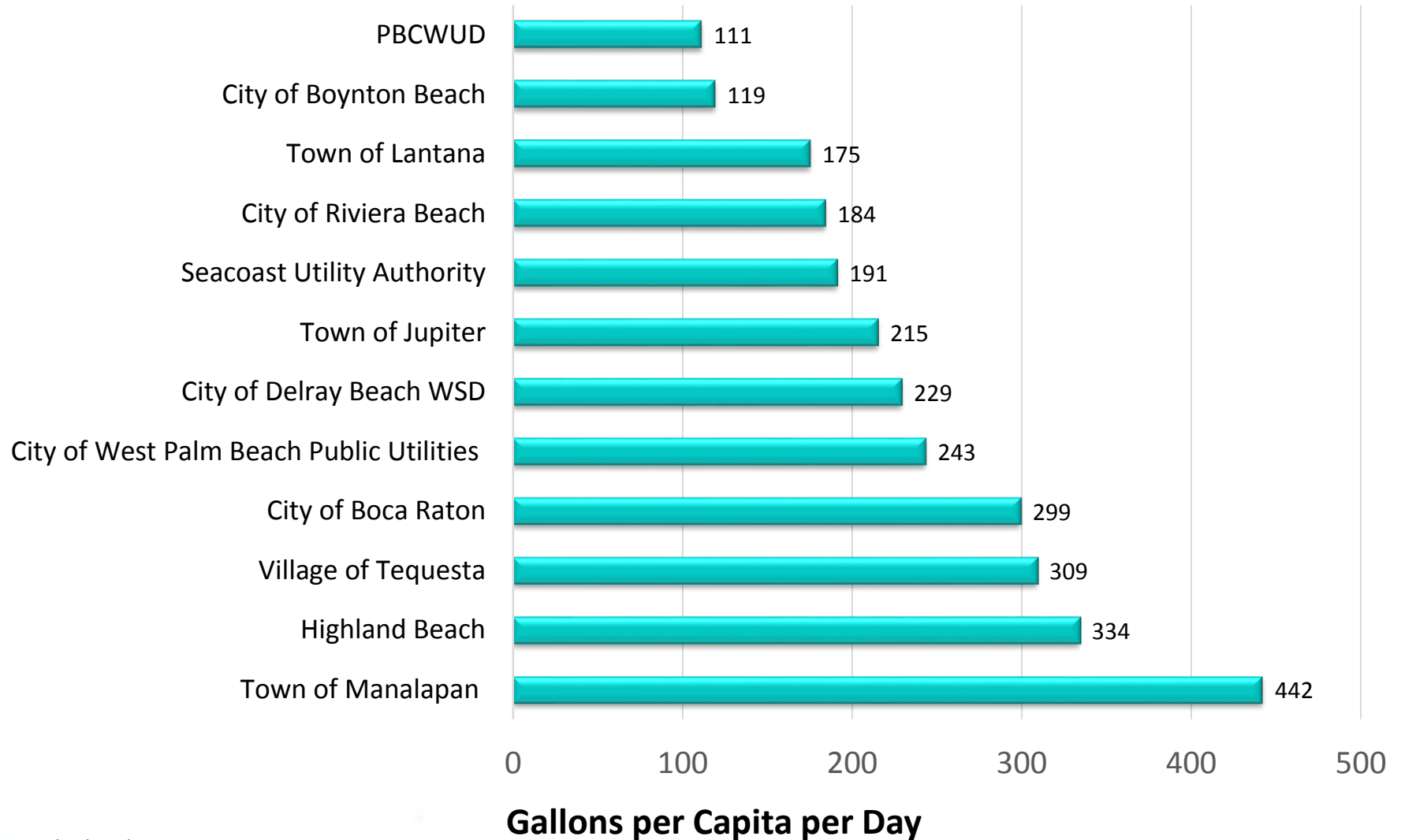
## Reduced Per Capita Daily Water Demand (PBC Water Utilities Department)





# Goal 5. Promote sustainable, resilient practices and principles

## Average Water Per Capita Use Rates - Palm Beach County 2012-2016



**Source:** South Florida Water Management District  
2016 Lower East Cost Water Supply Plan

# Goal 5. Promote sustainable, resilient practices and principles

## Strategies

- Develop Electric Vehicle Service Equipment strategy for County parking facilities and County fleet
- Provide training and education county-wide on energy and water conservation best practices
- Continue to convert existing County lighting systems to LED
- Continue to lead by example in County efforts for recycling, energy conservation, reducing greenhouse gas emissions, and green building principles
- Increase native tree canopy and education on proper pruning practices and maintenance as per County ordinance to mitigate urban heat island effect
- Facilitate stakeholder input on green building and resiliency requirements for affordable and workforce housing
- Support county capital investment decisions by performing a water and energy utility analysis for the past 10 years on County properties
- Increase adoption of agricultural and landscape best management practices to protect water resources and support hurricane resilience
- Further facilitate renewable energy permitting for residents and businesses
- Launch a resiliency and sustainability checklist for County capital projects
- Promote and support full utilization of Department of Housing and Economic Sustainability (DHES) revolving loan fund for energy efficiency improvements for businesses





# Goal 6. Preserve and enhance our thriving agriculture

## PBC Agriculture Background

- PBC agricultural receipts exceed all counties east of the Mississippi River
- 2017 to 2018 PBC agricultural sales = \$1.4 billion
- PBC gross agriculture acreage is ~451,000 (36% of the PBC's land area), with sugarcane accounting for 86% of the agriculture acreage
- PBC leads the nation for sugarcane and fresh sweet corn production
- PBC leads Florida in sweet peppers, lettuce, specialty leaf, rice, radishes, cucumbers, celery, eggplant, herbs, and sod

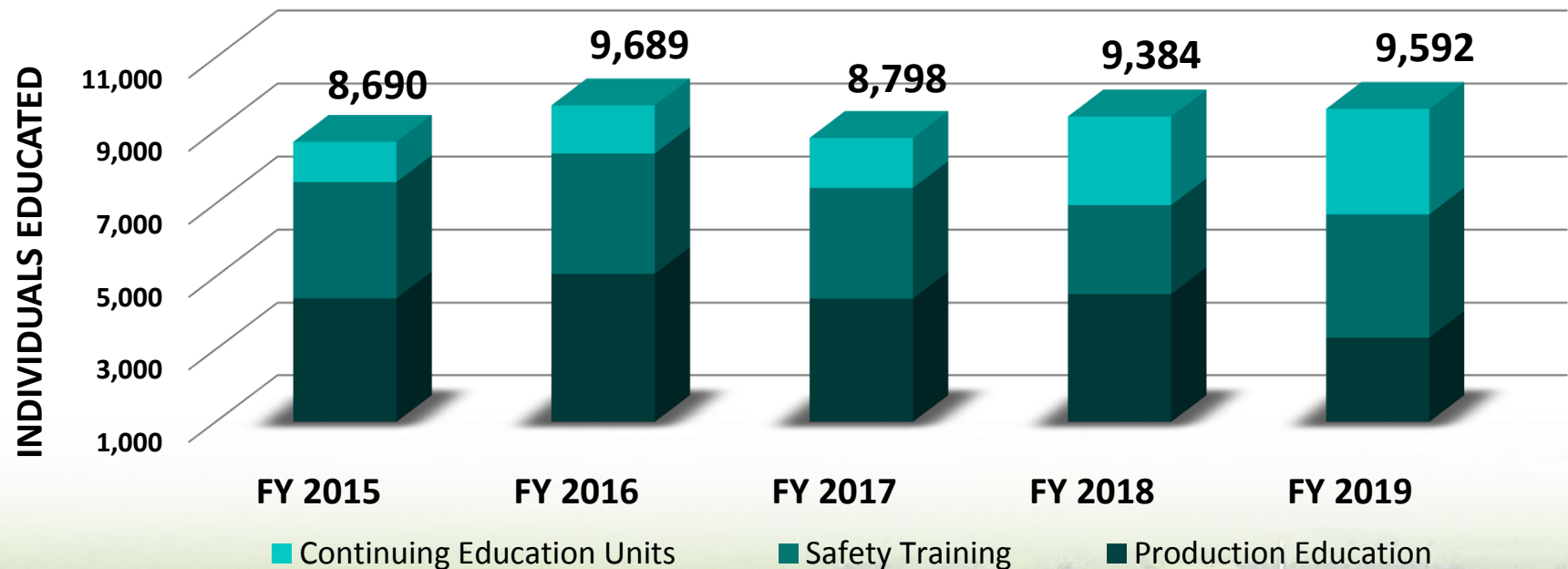


# Goal 6. Preserve and enhance our thriving agriculture

## Metrics

- Number of clients earning discipline-specific continuing education units (CEUs)
- Number of people receiving agriculture safety training
- Number of clients receiving education in agriculture production, management, and new technologies
- Number of opportunities to promote agri-tourism
- Number of opportunities for general public awareness and appreciation for agriculture

Increase number of activities and programs that support farming and agriculture





# Goal 6. Preserve and enhance our thriving agriculture

## Strategies

- Design unique workshops that teach science-based education and meet the needs of targeted clientele (farmers, nurseries, agriculture support industries)
- Design and deliver trainings that empower pest control and fertilizer applicators to be environmental stewards while also improving their economic status by earning state-required licenses and certifications
- Promote improved safety for agriculture workers by delivering updated safety awareness and Worker Protection Standards trainings to farm safety officers and their transient labor force
- Use on-farm demonstrations and technical workshops to highlight new crop variety recommendations to ensure farmers are planting disease-resistant varieties with high yield potentials
- Work with local agricultural community to share climate science and incorporate adaptation efforts in agricultural practices



# Summary

- PBC actively engaged in supporting environmental resources
- Many additional metrics that help guide our activities
- Collaborations within the County and other agencies are essential to solve regional issues (e.g. water quality issues)
- Developing and implementing new strategies for emerging issues
- Continue to lead by example

